



Circaid Custom Juxtafit Arm Garment Measurement Form

Adaptive
Together We Can Adapt to Challenges in Life

Fax (860)323-8002
Phone (860)207-8268



Date: ____/____/____

Patient Name: _____

Fitter/Therapist Name: _____

Ship to: _____

juxtafit® essentials arm							
	Qty Left	Qty Right	Standard arm sleeve (C-G)	Partial sleeve (C-E)	Partial sleeve (E-G)	Partial sleeve (C-F)	Made of extra-firm material
armsleeve							

juxtafit® essentials glove				
	Qty Left	Qty Right	Finger-less glove	Extend wrist band by 3 or 6 cm.
glove				
open palm glove				
glove w/ dorsum strap				
open palm glove w/ dorsum strap				
hand wrap				

graduate™						
	Qty Left	Qty Right	Foam lateral rise	Stop foam at C	Tack thumb hole	Band locks
armsleeve			<input type="checkbox"/> 2.5cm <input type="checkbox"/> 5cm			
graduate™ foam liner color options						
Interior			Exterior			
<input type="checkbox"/> Beige (default) <input type="checkbox"/> Red <input type="checkbox"/> Turquoise			<input type="checkbox"/> Black (default) <input type="checkbox"/> Beige <input type="checkbox"/> Red <input type="checkbox"/> Turquoise			

Cover up color

(indicate qty.)

____ black
(default)

____ beige

____ pink

Additional Options

Undersleeves
(indicate qty.)

____ standard

____ silver

____ wide

Instructional DVD

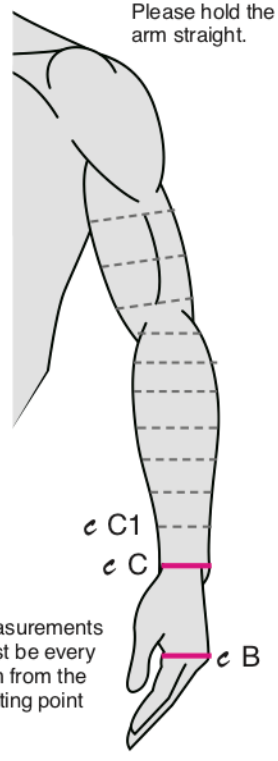
*New custom options and add-ons may incur additional costs.

Notes:



Arm measurement Circumferences

Left in cm.	Right in cm.
	55
	50
	45
	40
	35
	30
	25
	20
	15
	10
	05
	cC1
	cC
	wrist
	cB
	Palm

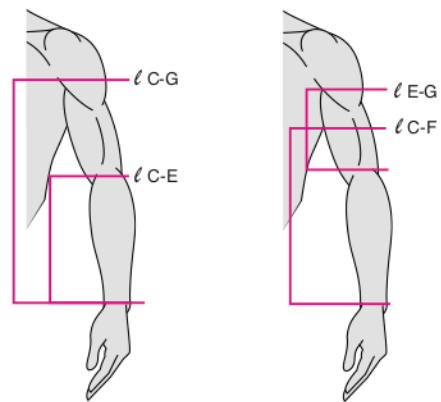


Arm measurement Lengths

Left in cm.	Right in cm.
	l C-G
	l E-G
	l C-F
	l C-E

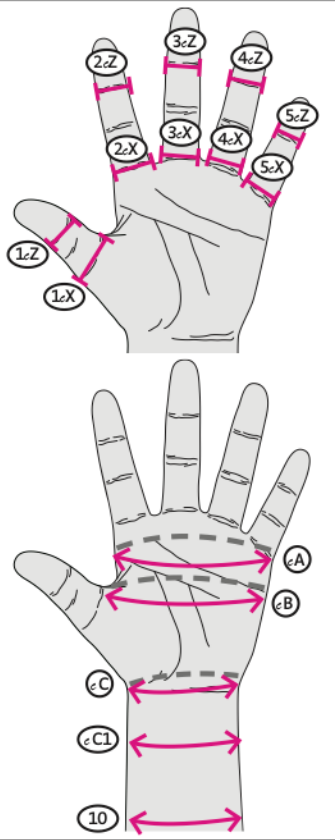
*Only lC-E and lC-G required for standard arm sleeve. Other measurements only needed for partial arm sleeves depending on sleeve end point.

Please measure the length on the inside of the arm in a straight line.



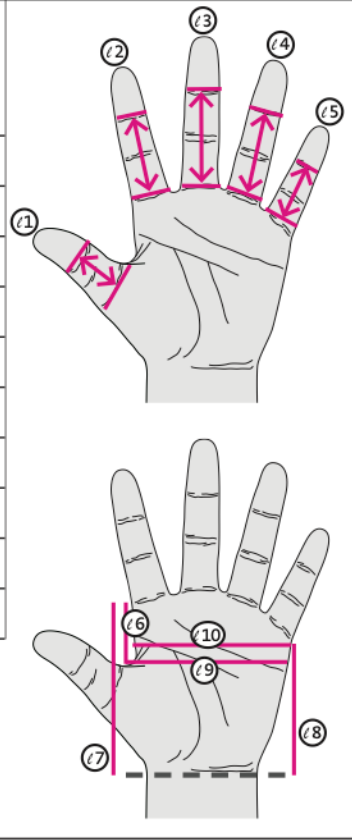
Hand measurement Circumferences

Left in cm.	Right in cm.
	1cz
	2cz
	3cz
	4cz
	5cz
	1cx
	2cx
	3cx
	4cx
	5cx
	cA
	cB
	Palm
	cC
	cC1
	Wrist
	cC1*
	10*



Hand measurement Lengths

Left in cm.	Right in cm.
	l1
	l2
	l3
	l4
	l5
	l6
	l7
	l8
	l9
	l10



*C1 and 10 required for extended wrist band on glove. 10 = 10 cm above C (wrist) measurement.