



Custom Vests

Adaptive
Together We Can Adapt to Challenges in Life

Fax (860)323-8002
Phone (860)207-8268



Date: ____/____/____ Patient Name: _____ Therapist Name: _____

Ship to: _____

Organic Cotton & Spandex Colors

☐ Black

☐ Ivory

☐ Royal Blue

Please record all measurements in centimeters.

Circumferences

Lengths

Lengths should be taken along the side of the torso, starting at the waist (with a beginning number of 0), measuring up to the axilla.

H to G to H (Arm Hole)

R (Torso @ Axilla)

N (Largest Chest)

M (Xyphoid Process)

L (Lowest Rib)

K (Natural Waist)

J (Mid Hip)

K to R

K to N

K to M

K to L

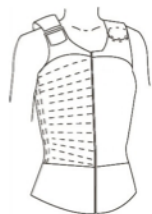
K (Natural Waist = 0)

The lower section, beginning at K (Natural Waist), is a 20cm long unpadded/unchanneled peplum.


K (front) through the Groin and to K (back)
(for Crotch Straps only - measure from center front waist, through the crotch, and up to the center back waist)

Pictures are needed if the patient has lobules, is over-sized or has some related issue.
Please send pictures (no patient faces) to info@jovipak.com.

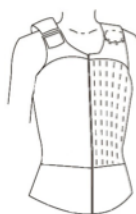
Channeling Options



Half Padding
Horizontal



Half Padding
Vertical



Bilateral
Vertical



No Charge Options

☐ **Slimline** (more channels and less foam)

☐ **Two Blend Foam**
(Low ILD)

☐ **End garment at waist**

Additional Charge Options

Padded Insert (equalizes pressure over mastectomy site)

Color: ☐ Black ☐ Buff

Size: ☐ Small (A/B)

☐ Medium (C)

☐ Large (D)

☐ XLarge (DD/E)

☐ **Crotch Strap**

(helps to keep garment in place for patients with larger abdomens (additional measurements required))

☐ **Prepaid Reduction**

Channeling and Padding

Half Padding (no added charge)

☐ Left Side ☐ Right Side

☐ Horizontal ☐ Vertical

☐ **Full Vertical Padding to natural waist**
(added charge)

☐ **Full Vertical Padding to hemline**
(added charge)

Comments:

Adaptive Prosthetics & Orthotics
52 National Drive, Glastonbury, CT 06033
Phone (860) 207-8268 ~ Fax (860) 323-8002
compression@adaptivect.com